

Improving Water Governance and Financing for Irrigation in Egypt

Dr. Koji Kitamura

Japan International Cooperation Agency
(JICA)

Advisor to Ministry of Water Resources and
Irrigation of Egypt

JICA's Water Management Improvement Projects in Egypt

- Water Management Improvement Project (WMIP)

2000 – 2007

- Water Management Improvement Project Phase2 (WMIP2)

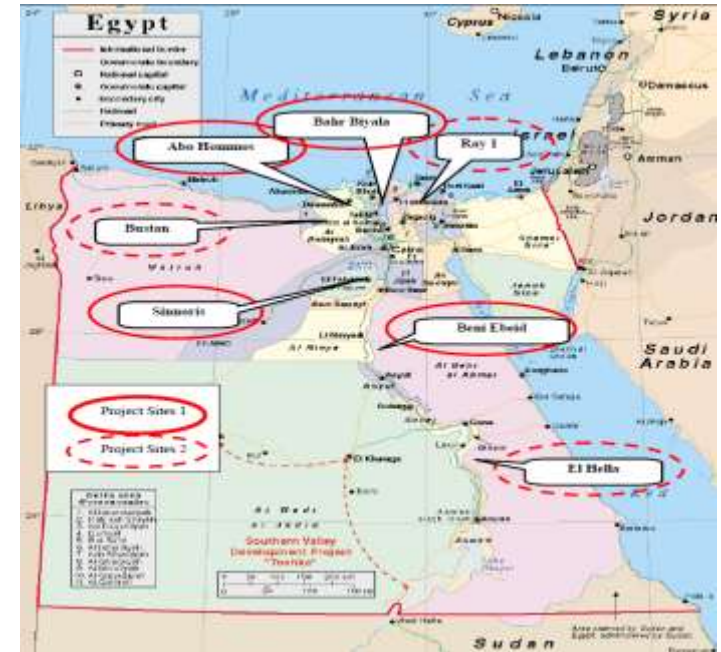
2008 – 2012

- Water Management Improvement Project Phase3 (WMIP3)

- 2012 - 2015

Water Management Improvement Project Phase2 (WMIP2)

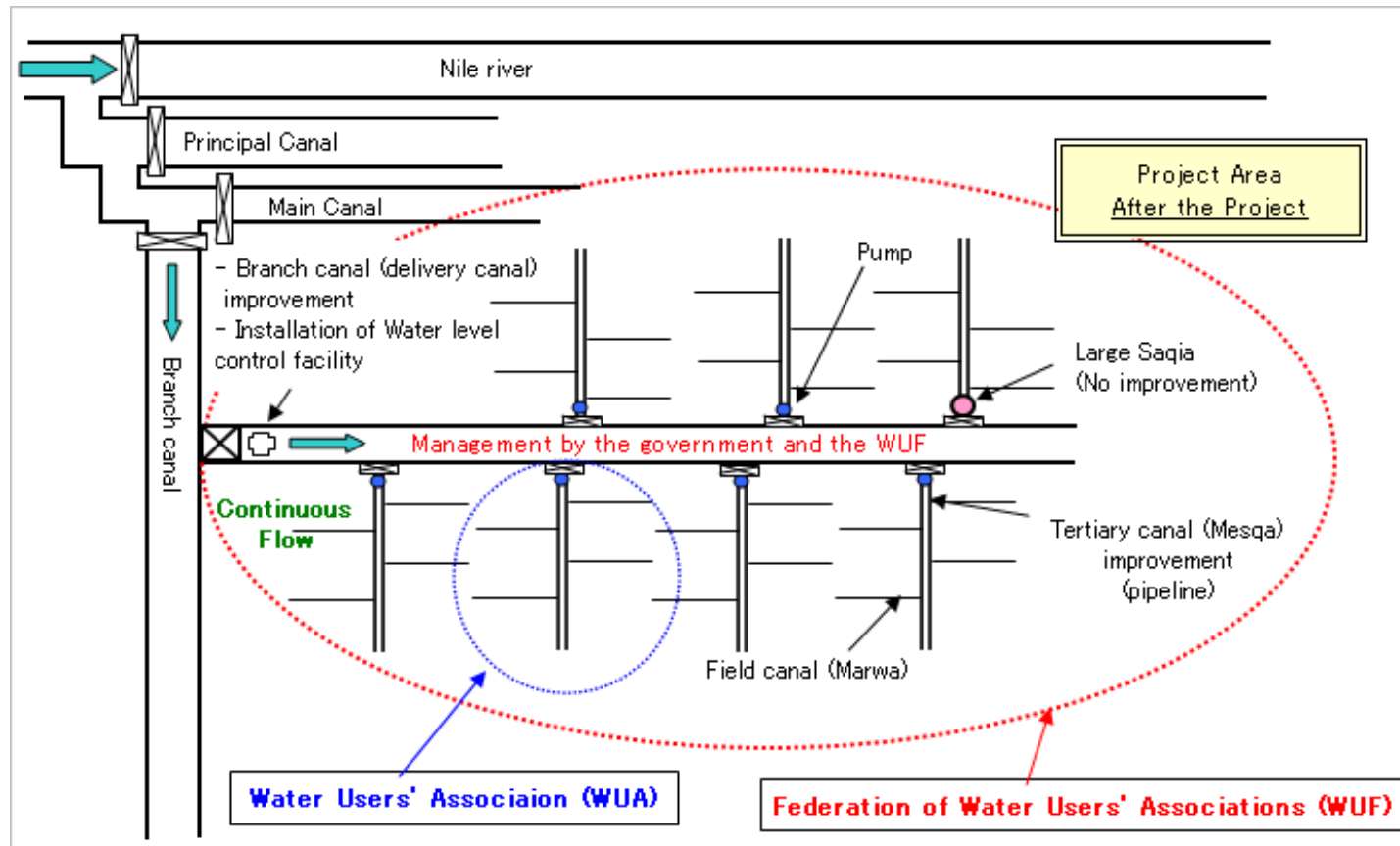
- June 2008- Mar. 2012



Missions of WMIP2

- Strengthen WUAs at the district, branch and mesqa levels
- Meet the national agenda of efficient water resources management
- Orient WUAs at branch canal level to transfer of irrigation management

Irrigation System in Egypt

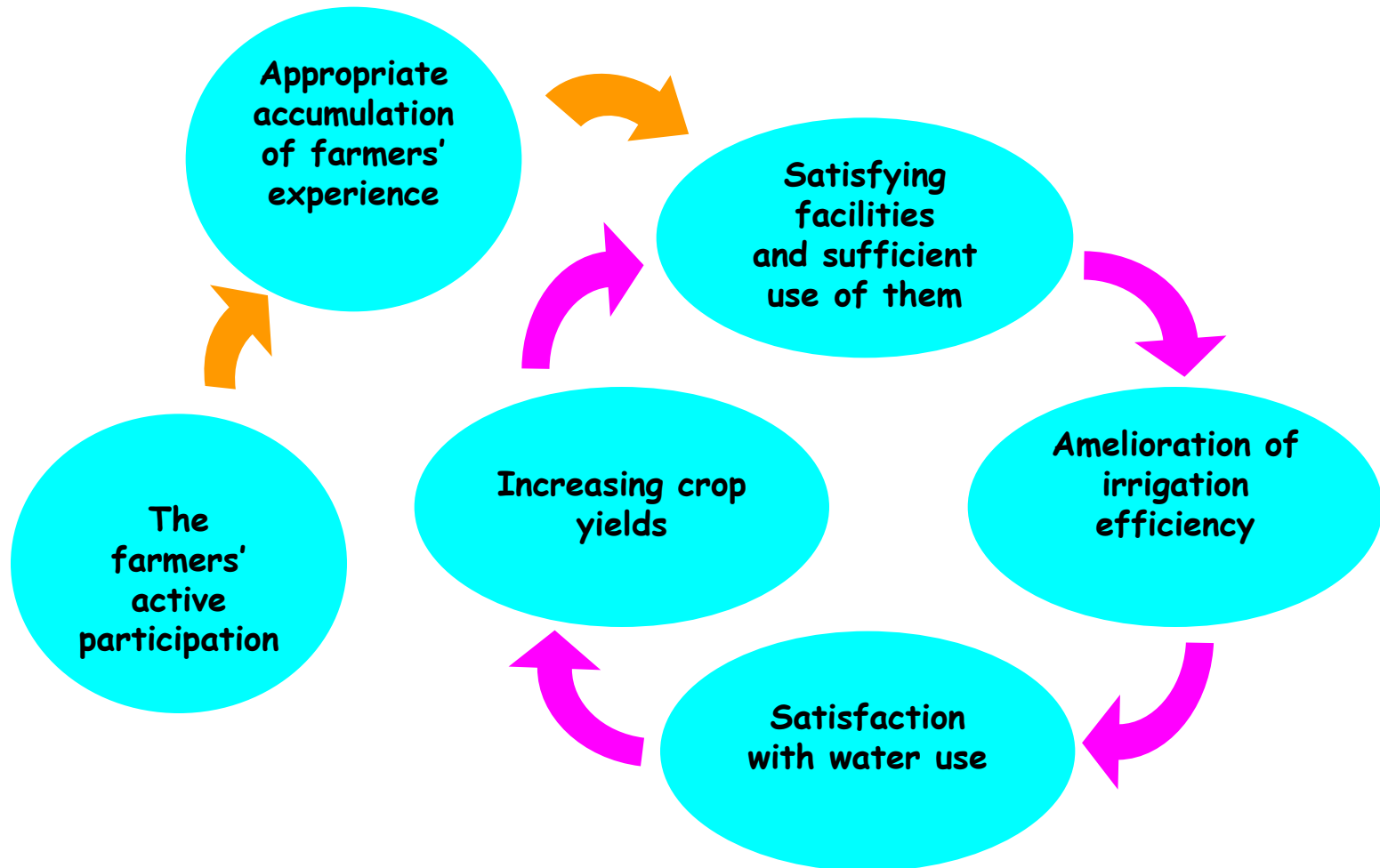


No legal status for Branch Canal Water Users Associations (BCWUAs)



BCWUA cannot open bank accounts and collect money from farmers for O&M
(**no cost recovery**)

Adoption of Participatory Irrigation Management (P.I.M.)



Basic Process of WMIP2 Activities

Identify, Analyze, Prioritize Problems with stakeholders' Participation: Participatory Approach(PRA,M&E)

Capacity Development

- C/P(Trainer) Training
- WUOs, Stakeholders Training

Discuss the Solution

- Making PDM and PO
- With WUOs and Stakeholders

Problem resolution (for sustainability of WUOs' activities)

- Joint Repair Work of the facilities with WUO and Stakeholders
- Improvement of Water Management
- Environmental Campaign, etc.

Joint Repair Work (Rash El Gharbi Jan./2010)



Water Management improvement project
phase 2

Impact in cost saving by JRW

| | Beni Ebeid | Sinnoris | Rash El Gharbi | Bahr El Nour |
|---------------------------------------|------------|-----------|----------------|--------------|
| Cost of Works by Contractor (A) | 27,930 LE | 67,237 LE | 72,000 LE | 58,800 LE |
| Cost of Works by Project and WUOs (B) | 21,000 | 50,554 | 52,550 | 42,332 |
| Cost Saving (C)=(A)-(B) | 6,930 | 16,683 | 19,450 | 16,486 |
| Cost saving Ratio (C)/(A) | 25% | 25% | 27% | 28% |

Av. Cost Saving Ratio at 1st group of pilot sites : 26%

Results of JRW

- Repair deteriorated branch canals by participatory approach.
- JICA Project provided funds for purchasing materials and farmers provided labor .
- Farmers recognized benefits and importance of appropriate operation, maintenance and rehabilitation (OMR) of irrigation canals
- Farmers firstly provided labor and paid money for OMR by recognizing the benefits of participatory activities.
- Improved water financing (money collection and transparency of WUAs' accounting) by establishing NGOs to obtain a legal status for BCWUAs.

Transition from JRW to Management Transfer

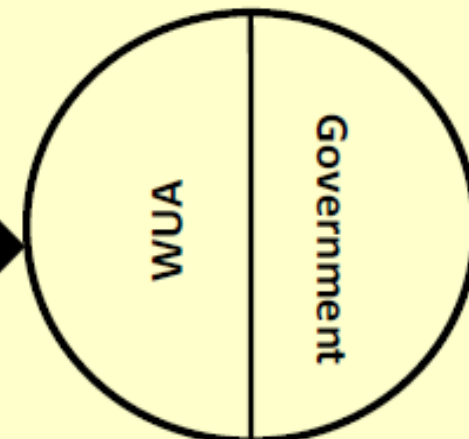

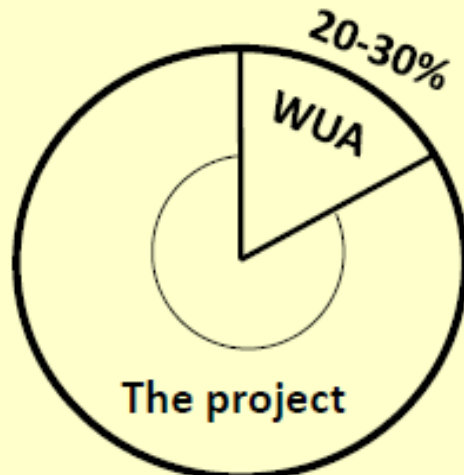
Joint Repair Work (JRW) within the project period

Post project

1st phase
(Done)

2nd phase

Management
transfer



The Contribution by
the government is:

Technical support
Supervision

Non-cost items

Direct Contribution by the
government (by direct
investment in addition to the
non-cost items)

WUA and Government
will share certain rate of
contribution based on
an agreement

Water Management improvement project
phase 2

conclusions

- PIM (Participatory Irrigation Management) has improved water governance and financing.
 - farmers' active participation for OMR
 - cost recovery
 - money collection and labor provision
 - transparency of WUAs' accounting
- etc.