

ICA PPFF

Project Preparation Facility Finder



Preliminary Remarks



- Infrastructure projects are complex
- Their complexity demands for well-managed, transparent processes
- Sound preparation of a project is crucial
- Often there is adequate funding for the various project phases available BUT.....

Project preparation bottleneck factors

- Lack of **financing** for project development
- Lack of basic **Information** concerning existing funding instruments and facilities
- Lack of **capacities** to organise and manage an application process
- Lack of **capacities** in implementing projects
- Lack of **transparency** and complexity of funding mechanisms themselves
- Lack of **information** on projects in course that need supplementary funding



Existing PPF Guide - Introduction

□ PPF Guide was compiled in 2006

(by ICA and PPIAF)

- Distributed in printed format or as a download file on the ICA website
- Gives a broad overview of existing PPF, their orientation and criteria as well as a step-by-step outline on how to prepare and apply for funding

Overview of how to use this guide

Steps 1-4

There are four main steps in using this Guide, described in brief below.

STEP 1

Identify the relevant phase of project development that you need help for, and the type of support that might be available.

Step 1 provides a description of the types of support provided by the facilities in this Guide, which will help you to decide at which phase of the project development cycle your project is, and what support might be available. The types of support are, for ease of classification, grouped into six phases.

STEP 2

Identify the facility or facilities that can help you once you have decided which type of project development support you need. Step 2 will guide you to the facility or facilities that can help.

For example, if you have decided that you need help with Phase 1, enabling environment, turn to the section on 'Enabling environment' and you will find a list of facilities that can provide help.

STEP 3

Find out more about the facilities that can help you. Step 3 provides information on the facility or facilities that you have chosen to review. It includes, for example, information on application procedures.

STEP 4

Contact relevant individuals. The names and contact details of relevant individuals for each facility.

Worked example

A worked example of how you may benefit from this Guide is provided below for a hypothetical project.

Context

The Project Development Unit (PDU) at the Ministry of Transport has been developing a project to upgrade a series of roads connecting four regional centres in the north of the country. The project has been identified, and the pre-feasibility and the technical feasibility studies, have been completed. In-depth financial and economic feasibility studies, which the PDU does not have the internal resources or capacity to undertake, are required to advance the project.

Using the Guide

- A PDU official is considering bringing in external consultants to undertake the economic and financial feasibility studies. By working through Step 1 of this Guide, he/she places their required activities in the 'Project feasibility' phase of project development.

- The official turns to the section entitled 'Project feasibility' in Step 2. Details on the facility or facilities that provide support for these activities, and the type of support they provide are provided.

- Noting the names and references of the relevant facilities, the official turns to Step 3 of the Guide, where more detailed information can be found, including application procedures.

- The information about the facility (or facilities) is reviewed and, using Step 4 the names and contact details of people managing the facility(ies) are found.

OVERVIEW OF HOW TO USE THIS GUIDE / 3

Existing PPF Guide – Analysis

STRENGTHS

- Presentation of facilities and their mechanisms is well organised
- Meaningful structure and high quality of information
- Understandable outline on how to apply for funding
- Attractive layout and clear language

WEAKNESSES

- Diffusion limited and actual use not measureable
- Data quickly outdated
- Missing data on financing institutions
- Information is not always instinctively understandable
- Presentation theoretical
- One way communication
- Users have to check eligibility one by one

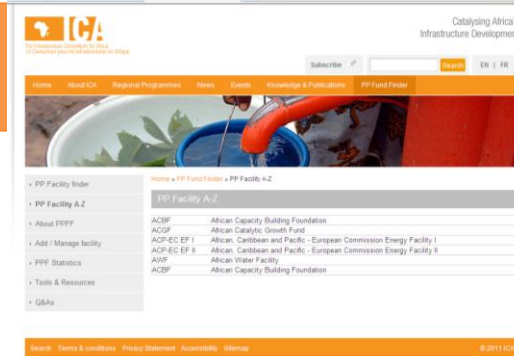
New! PPF – Proj. Prep. Facility Finder

The new PPF web tool (“facility finder”) will:

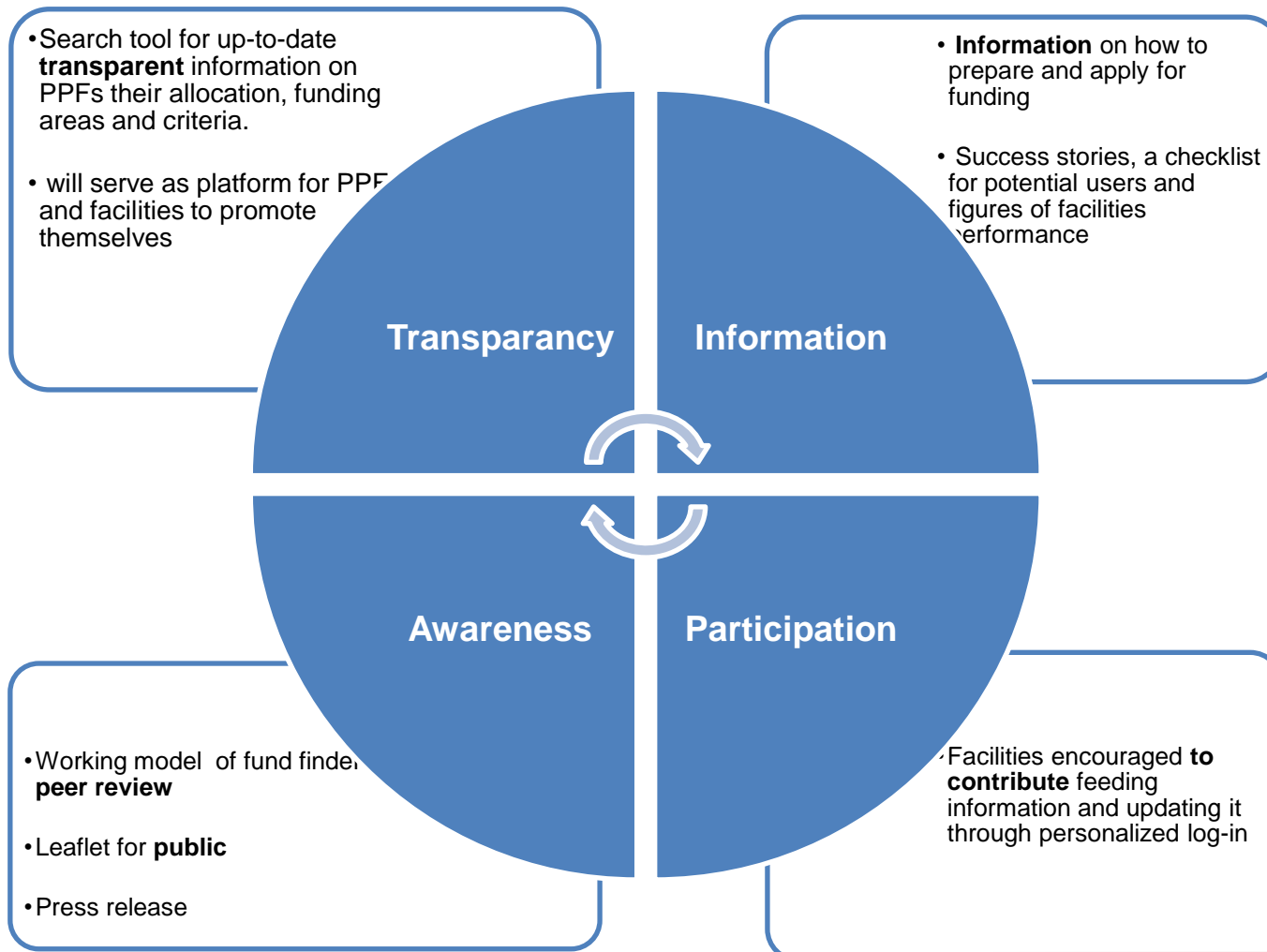
1. Build upon the strong features of the existing PPF guide
2. Address its weaknesses by making a clear change concerning the media format: **ONLINE**
3. Deliver large diffusion and a very user-friendly way of presenting only the matching facilities for the applicant

New! PPF - cont.

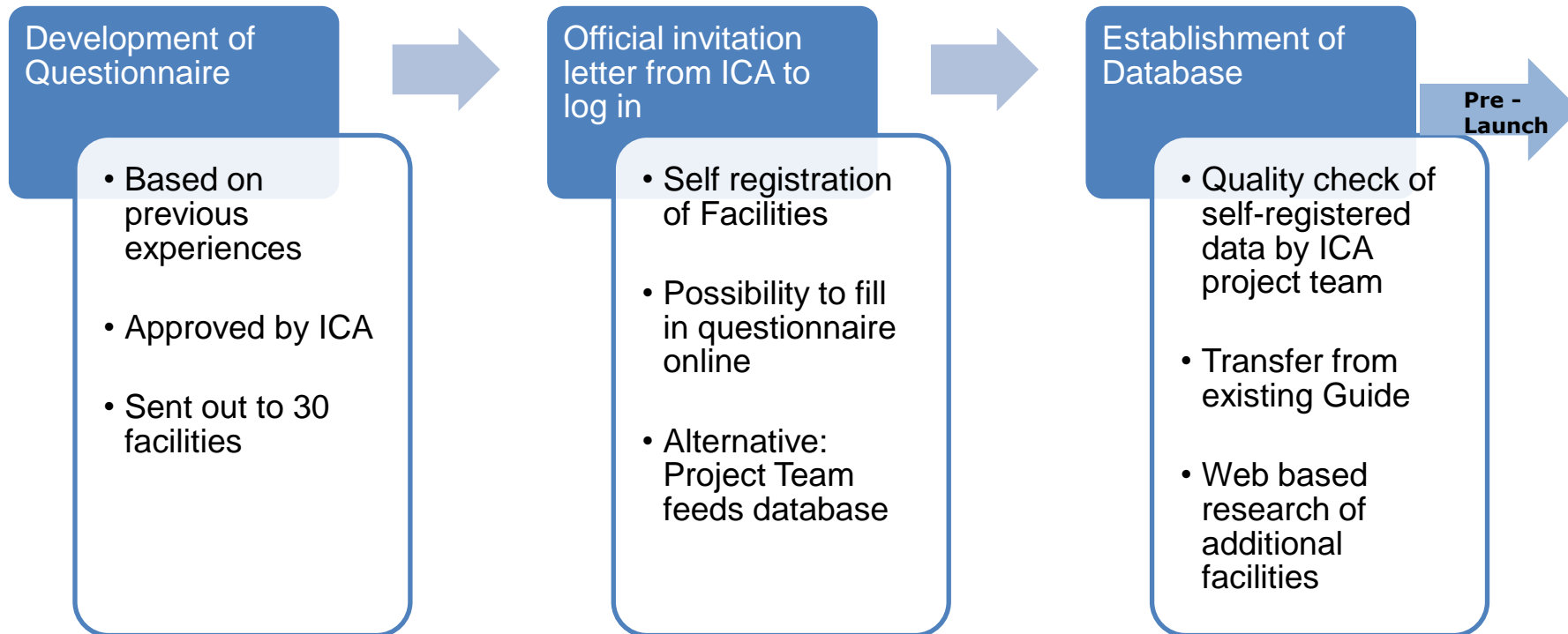
4. Will allow ongoing updates
5. Provide additional data concerning PPF and their criteria
6. Offer deeper insights on PPF allocation, funding areas and criteria.
7. Serve as platform for PPFs and facilities to promote themselves and thus enhance their chance of doing business together.
8. Allow matching between project financiers and facility



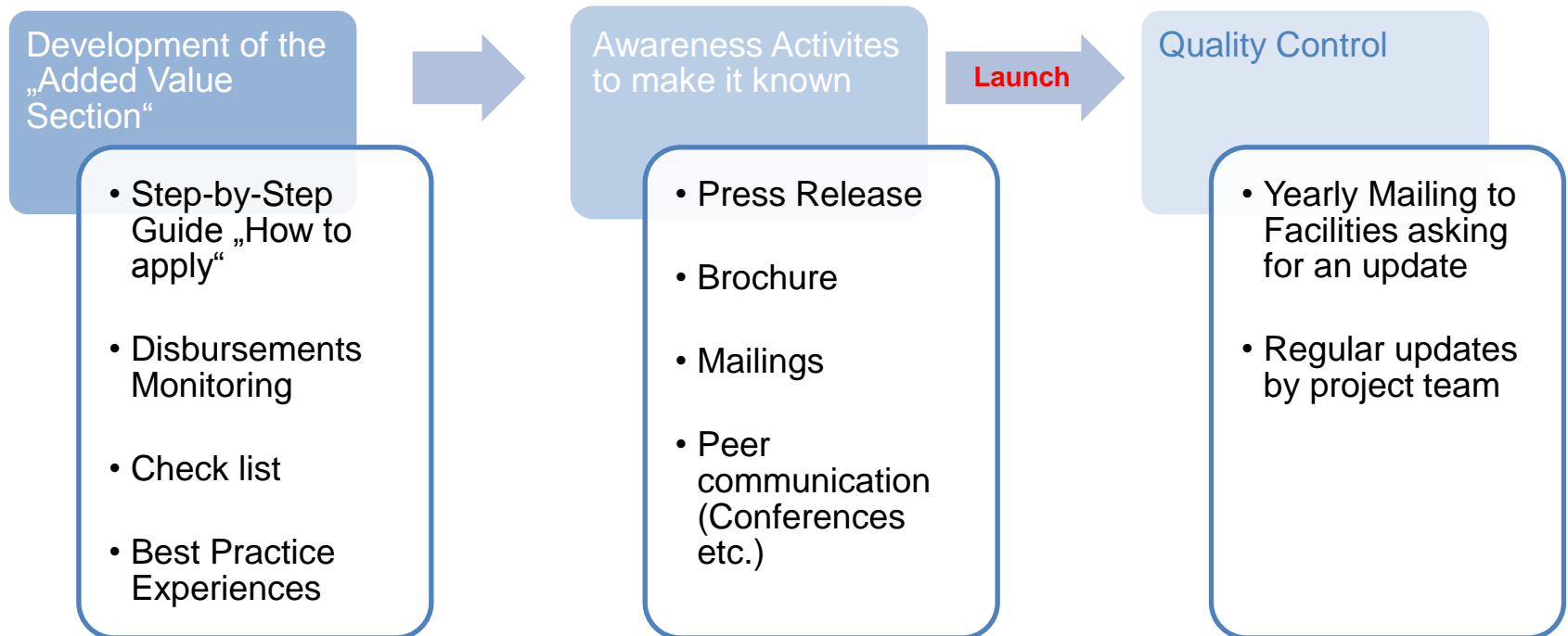
PPFF – Guiding Principles



PPFF – The Workflow (realized)



PPFF – The Workflow (next steps)



PPFF - Key Factors of Success



- **Participation of Facilities in the process**
 - Mobilization to fill in their own data
 - Encourage yearly updates

- **Awareness-raising on various levels to ensure acceptance**
 - Early inclusion of peer group donors through integration into the process (mailing, questionnaire, log-in possibility)
 - Early information of peer PPFFs through preview possibility
 - Peer group beneficiaries will be made aware of existence through general press information, cross referencing with other websites within the community and targeted mailings
 - Public at large and all mentioned above will have the possibility to receive a summarizing print version

PPFF - Time schedule



- ❑ **05.12.2011** final comments/feedback from ICA Members
- ❑ **08.12.2011** distribution of official invitation letter to ICA Members and Facilities to register on the PPFF web tool
- ❑ **15.01.2012** final review and approval of registered facilities
- ❑ **31.01.2012** full availability of the PPFF

PPFF - go live!

<http://ica.afdb.llddev.co.uk/pp-fund-finder/>

